

Logistics in Shanghai

Webcast

December 2007



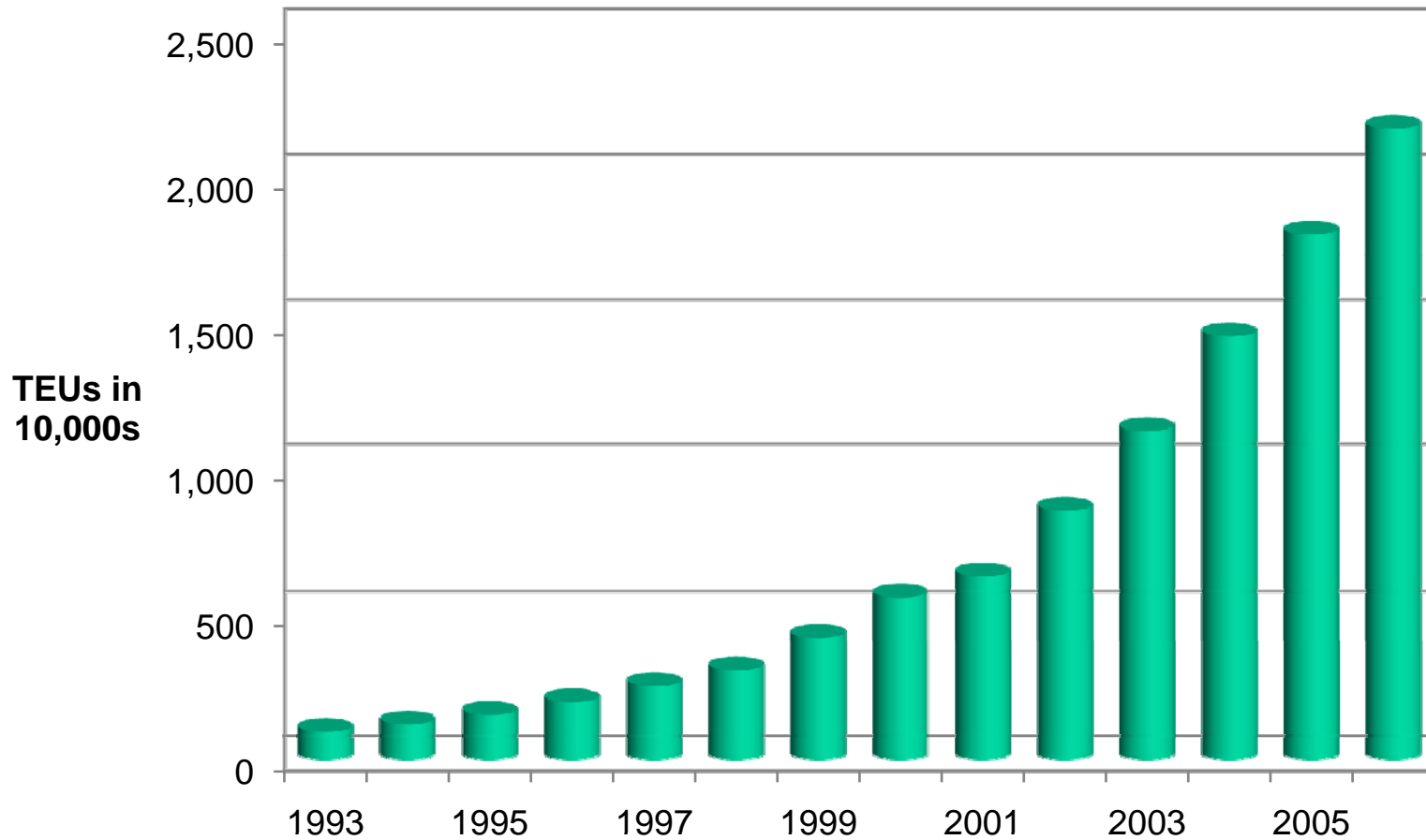
Who We Are

- Supply Chain Research
- Supply Market Forecasts
- Supply Chain Consulting



Trade through Shanghai has boomed since 1993

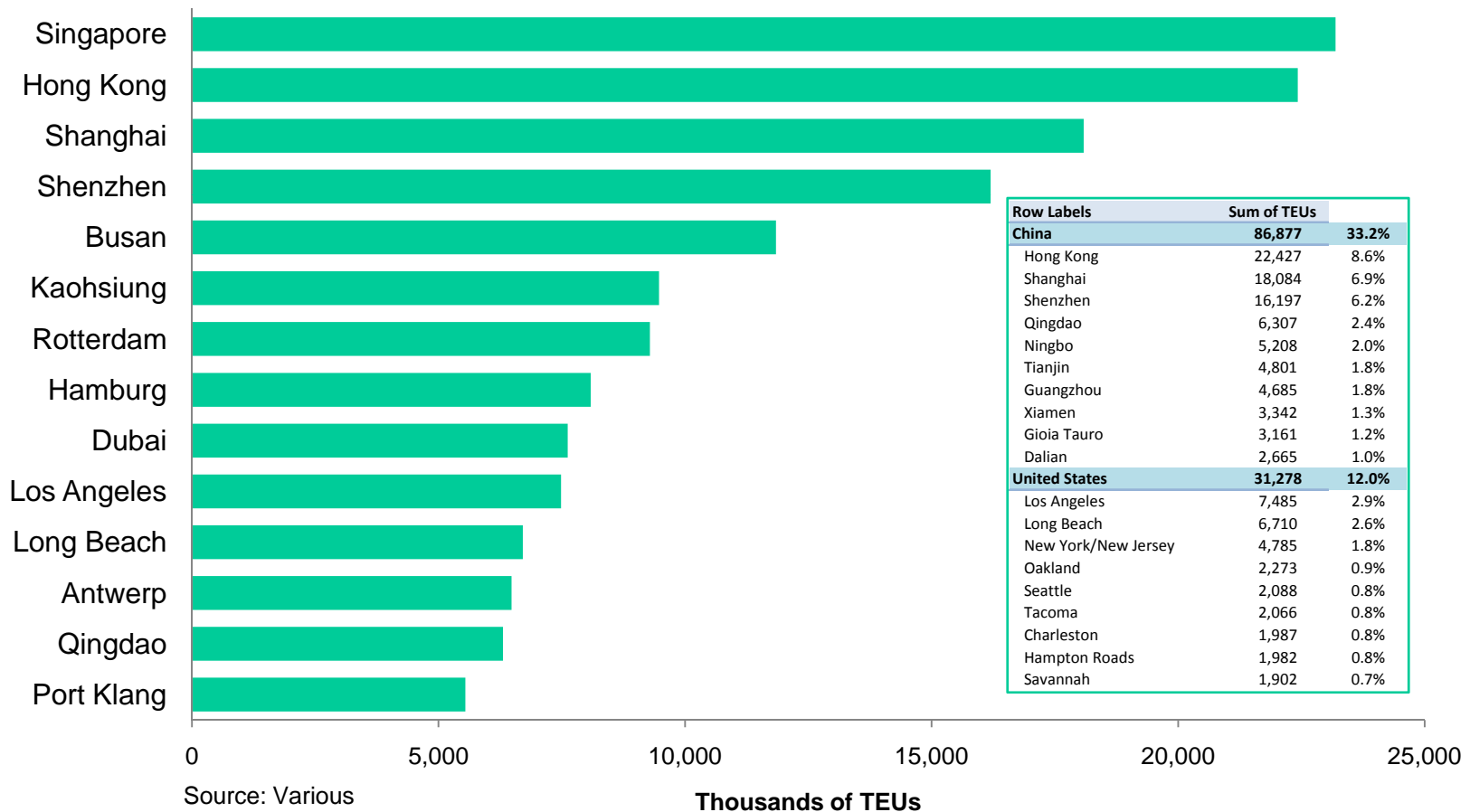
TEU Volume in Shanghai Ports



Source: Shanghai International Port Group (SIPG)

Third largest port by container throughput

World's Largest Ports, by Container Volume



Second largest Chinese container port

China and US: Largest Ports, by Container Volume

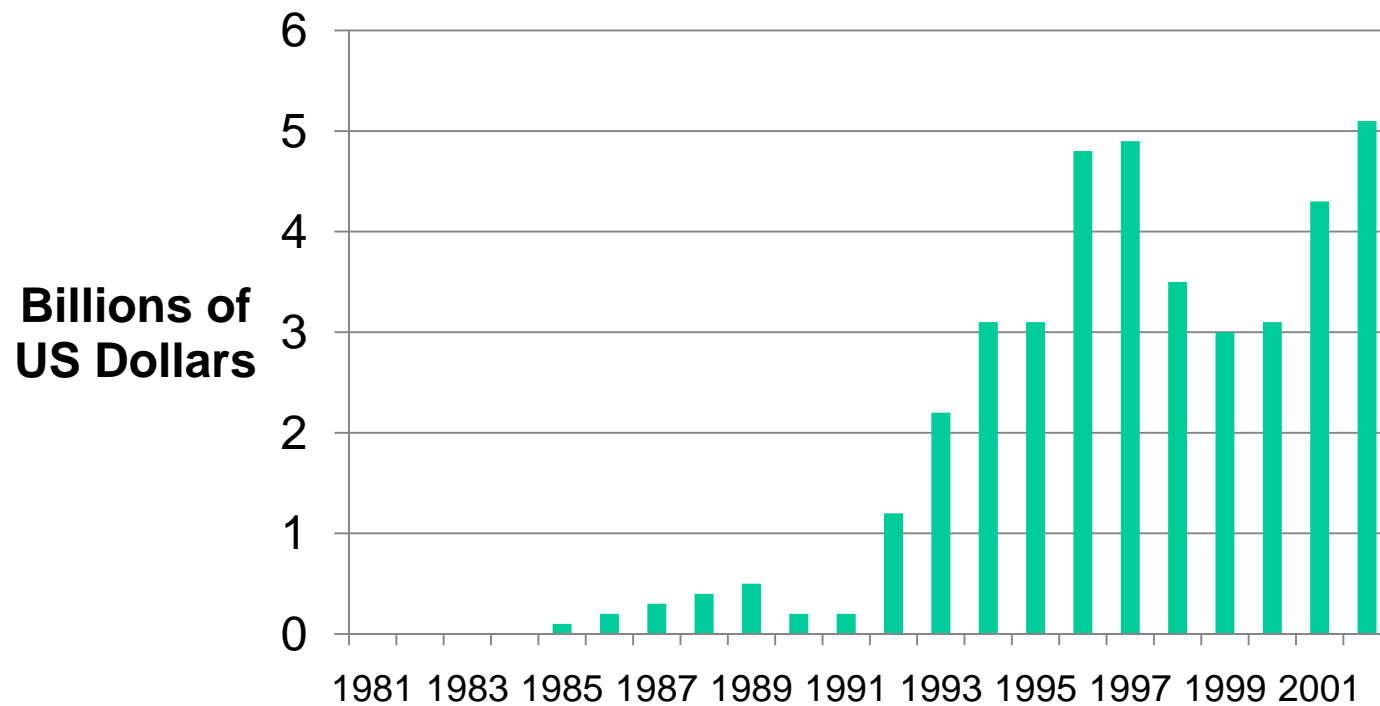
Row Labels	Sum of TEUs	% of World TEUs
China	86,877	33.2%
Hong Kong	22,427	8.6%
Shanghai	18,084	6.9%
Shenzhen	16,197	6.2%
Qingdao	6,307	2.4%
Ningbo	5,208	2.0%
Tianjin	4,801	1.8%
Guangzhou	4,685	1.8%
Xiamen	3,342	1.3%
Gioia Tauro	3,161	1.2%
Dalian	2,665	1.0%
United States	31,278	12.0%
Los Angeles	7,485	2.9%
Long Beach	6,710	2.6%
New York/New Jersey	4,785	1.8%
Oakland	2,273	0.9%
Seattle	2,088	0.8%
Tacoma	2,066	0.8%
Charleston	1,987	0.8%
Hampton Roads	1,982	0.8%
Savannah	1,902	0.7%

Source: Various

Billions of dollars in foreign direct investment

- Maersk bought into second phase of expansion of Shanghai port

Growth of Foreign Direct Investment in Shanghai




Source: SSB

Yangshan Deepwater Port

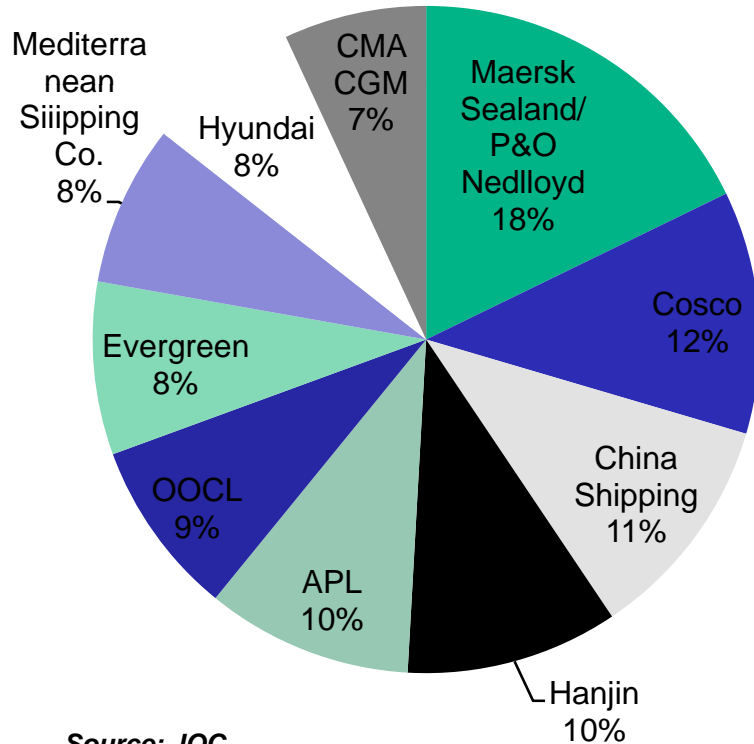
- 50-berth container complex
 - Phase 1: 2.2m TEU capacity (2005)
 - Phase 2 : 4.2m TEU total capacity (2006)
 - Phase 3: 20 million TEUs (2020)
- 20-mile bridge connecting Yangshan Island to the mainland (the Dong Hai bridge), costing \$10b+
- Total investment for the 20-year project estimated at US\$40–50 billion

Dong Hai Bridge



A full complement of carriers

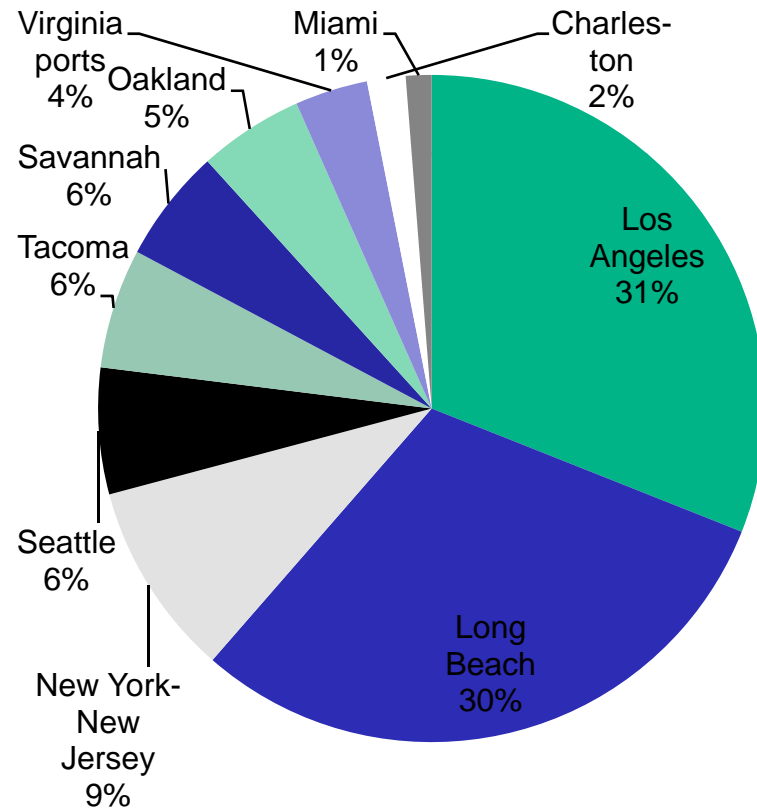
Largest Carriers Serving the Mainland China to US Trade, by Container Volume



Source: JOC

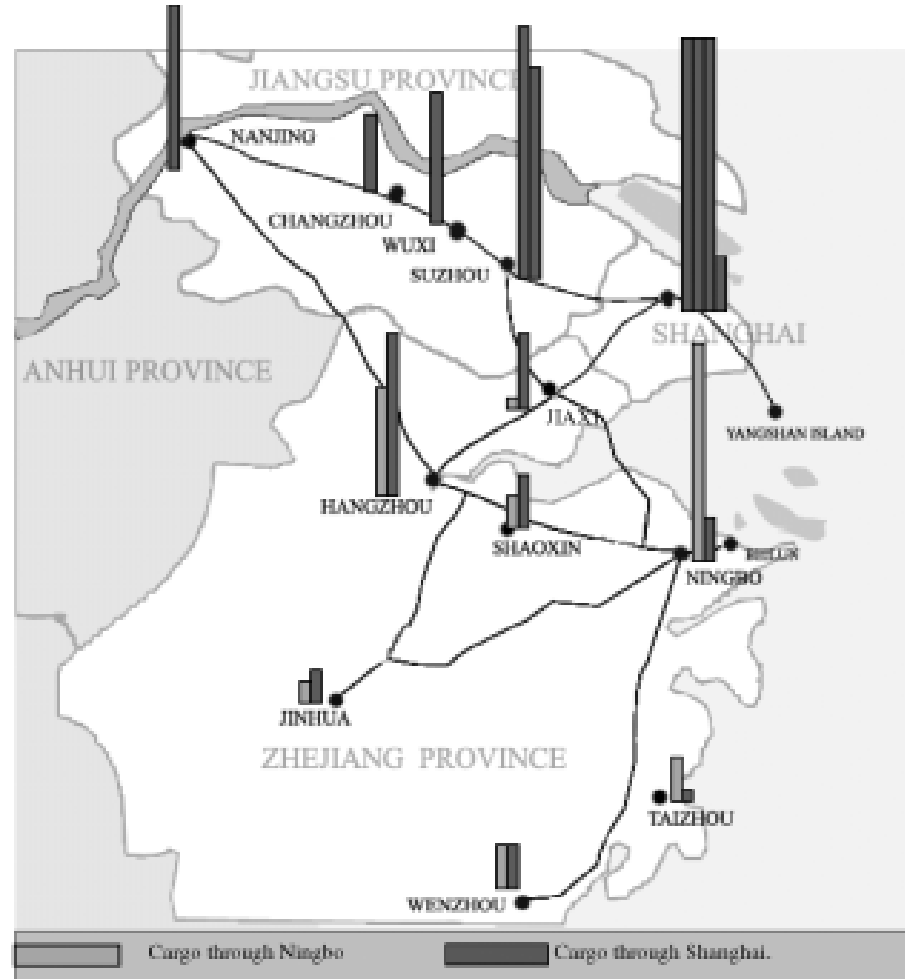
Note: Carrier data represents the top 68% of the market, and port data represents 96% of the market

Largest Last US Ports Served on China to US Trade Routes, by Container Volume



Inland access via Shanghai vs. Ningbo

Inland Paths from Shanghai and Ningbo



Source: Ningbo Port Authority

Lead with confidence!

David Jacoby: djacoby@bostonlogistics.com

Boston Logistics helps supply chain executives make critical supply chain decisions that involve investment and risk by forecasting the evolution of supply markets and technologies. Our mission is to help our clients develop globally competitive supply networks that maximize Supply Chain Value.™ Our products and services include:

- **Research** that help investors and policy makers quantify the benefit of emerging technologies and decide whether or not to invest in them
- **Forecasts** that help purchasing managers decide how, where, and when to buy critical externally-purchased materials and services
- **Consulting** that supports high-stakes decisions such as acquisitions, outsourcing, off-shoring, and make-or-buy

Industries Served:

- Discrete Manufacturing: Machinery, Equipment, Vehicles, Parts, Mechanical and Electrical Devices
- Process Manufacturing and Conversion: Paper, Pulp, Energy, Packaging, Processed Minerals/Aggregates, Plastics, Metals, Chemicals
- Transportation: Railroads, Ocean Shipping Lines, Airlines, Trucking Companies, Package Delivery, Intermodal
- Logistics: Dedicated and Third Party Logistics, Ports, Stevedoring, Storage, Material Handling, Distribution, Maintenance, Retail